

Family Group Decision Making Statewide Evaluation

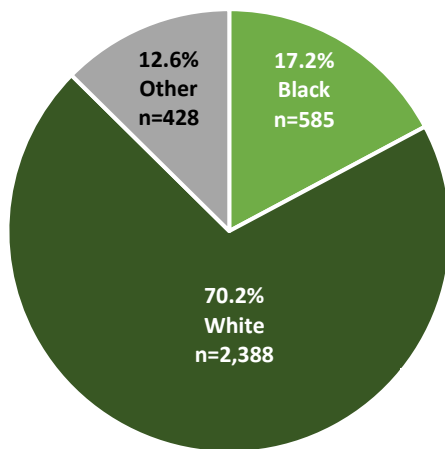


Race and Ethnicity of Focus Children

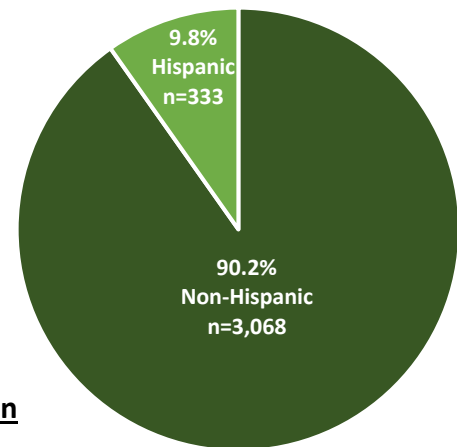
This data brief illustrates the racial and ethnic composition of **focus children** who participated in Family Group Decision Making (FGDM) conferences that occurred statewide from **July 1, 2018 through June 30, 2021**. During this time period, there were **3,562** conferences that occurred in **51** counties. Racial and ethnic data were reported for **3,401** conferences. **The data analyzed for this brief are based on baseline evaluation form submissions through January 10, 2022.**

Please note the racial group "Other" includes children who identified as Asian/Pacific Islander (n=3), Native American/Alaskan/Hawaiian (n=1), Multiracial (n=408), or Other (n=30). These minority groups were combined into one group to conduct analyses due to their small sample sizes.

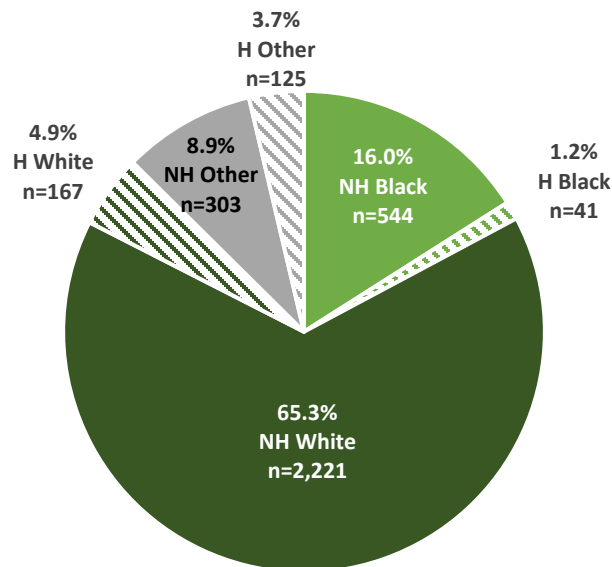
Race of Focus Children



Ethnicity of Focus Children



Race & Ethnicity of Focus Children



Reflection Questions

- Why is it important to consider both race and ethnicity of children and families being served?
- Do you know the race and ethnicity of focus children you are serving in your county?
- How are you engaging with children and families to identify race and ethnicity?
- How are you using racial and ethnic data to inform your county's FGDM practice?